



US Army Corps of Engineers
Kansas City District - Heartland Engineers



Kansas City District

Service Disabled Veteran Owned Small Business Outreach Presentation

27 May 2009

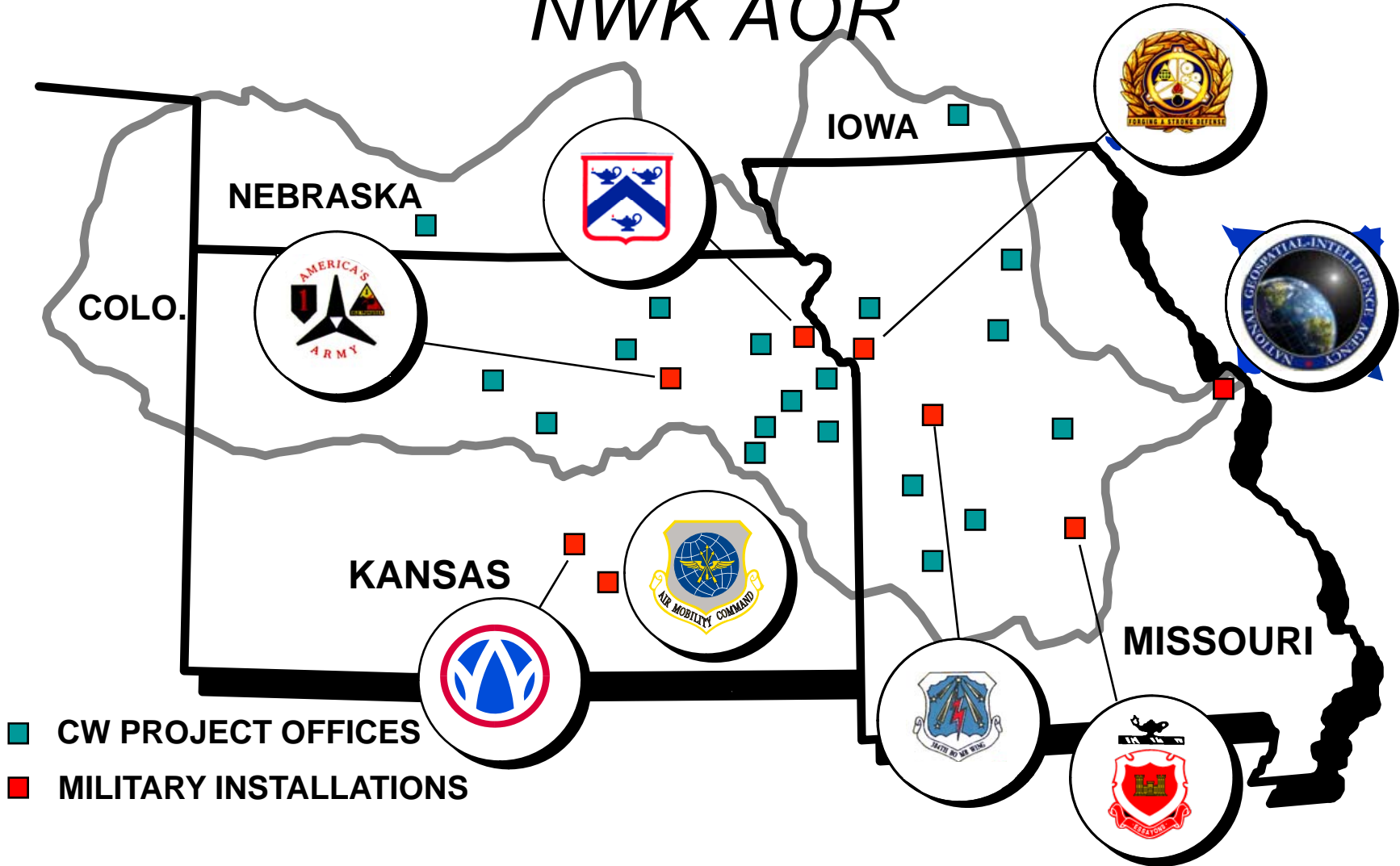


US Army Corps of Engineers

Kansas City District - Heartland Engineers



NWK AOR





US Army Corps of Engineers

Kansas City District - Heartland Engineers



Missions



Kansas and Missouri River Watersheds... Northern Kansas, and portions of Missouri, Iowa, Nebraska, and Colorado ... 850 personnel

Civil works – 11 projects under Construction; 19 Lake Projects operated and maintained



Military Construction – 5 Army and 2 Air Force major installations

Environmental Restoration (HTRW) – Hazardous Toxic and Radiological Waste Cleanup in 6 States



Full Service District supporting Corps Missions -- War fighting, Homeland Security, Infrastructure, Environmental, & Water Resources



Challenges & Needs

- Expanded workloads
 - MILCON Transformation/Modularity/BRAC
 - American Recovery and Reinvestment Act (ARRA) workload
 - Change in business process - move to Centers of Standardization (CoSs)
 - Environmental restoration of the Missouri River
 - Civil Works infrastructure maintenance/improvements
- Teaming and partnerships
 - Array of capable contractors/subs to primes
 - Experienced 8(a) A/E firms
 - Veteran-owned, service-disabled veteran-owned
 - Historically Underutilized Business Zone (HUB Zone)



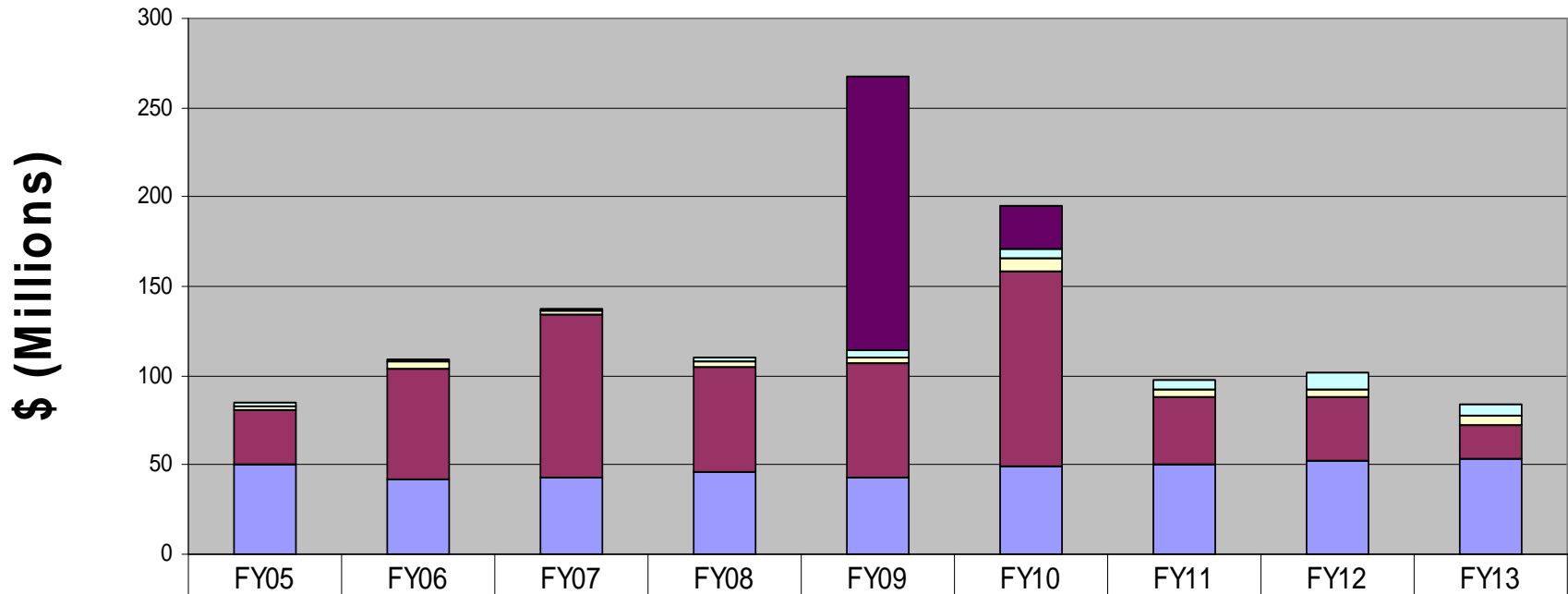
Civil Works Forecast

• **Trends**

- General Investigations (GI) & Continuing Authorities Program (CAP) budgets flat
- No new starts in GI Program
- O&M budgets flat to slightly declining
- Construction General (CG) program fluctuates based upon large project/program funding including the Missouri River Recovery funding
- Missouri River program interest to increase through Missouri River Environmental Restoration Program (MRERP) and Section 108
- ARRA = temporary increase in construction



CIVIL WORKS PROGRAM TRENDS FY05-FY13



ARRA					152.3	25			
GI	1.369	1.305	1.306	2.233	4.226	4.4	5.7	8.7	6
CAP	2.4856	3.8464	1.3399	2.527	3.463	8.1	3.7	4.2	4.9
CG	30.135	62.546	91.15	59.295	64.479	108.7	37.6	36	18.7
O&M	50.451	41.555	43.427	45.758	42.677	49.4	50.8	52.4	53.9



Civil Works ARRA

- Total Kansas City District ARRA - \$177M
- Construction - \$74M
- CAP - \$2M
- O&M - \$101M
- Emphasis on shovel-ready projects
- Design-Build contracts may be used for some of the work



ARRA Special Contract Clauses

- 52.203-15 Whistleblower Protections
 - Post notice of employees rights and remedies
 - Include in all subcontracts
- 52.204-11 Reporting Requirements
 - On-line reporting
 - Services and supplies being provided
 - Purpose of contract or deliverables
 - Employment impact
 - Names and compensation of 5 highest paid officers



ARRA Special Contract Clauses (cont)

- 52.215-2 Audit Records – Negotiation
 - Government’s right to examine and audit the contractor’s cost records
 - Pertains to subcontracts
- 52.225-23 – Buy American Act
 - Implements Section 1605 of the Recovery Act requiring that all iron, steel, and other manufactured good are produced in the US, and
 - Implements the Buy American Act by providing preference for unmanufactured domestic construction material



Civil Works Acquisition

- Small Project Civil Works Construction
 - Support levee rehab, CAP construction, operations small project construction, ARRA actions
 - Two \$25 M Small Business Multiple Award Task Order Contracts (MATOCs), one of which will be Design-Build; June – July 2009 award
 - Six \$5M SB Performance Order Contract Action (POCA) contracts; June - July 2009 award
 - Four \$3.5M 8(a) IDIQs (multiple) to support ARRA; May - June 2009 award
 - Two \$3M Small Disadvantaged (SDV) Business Single Award Task Order Contracts (SATOCs); July 2009 award
 - One \$1M Water Quality Lab Analysis IDIQ; Aug 09 award




Civil Works Opportunities
FY09 – FY10

Project	Description	PA Range	Award Date
Road Repairs	Various Lake Projects	\$1M-2M/Project \$20-22M Total	FY09
Rock Stockpiles	Various Lake Projects	\$100K-400K/Project \$1.5-2M Total	FY09
Playground Equipment	Various Lake Projects	\$50K-150K/Project \$1-1.5M Total	FY09
Building & Security Upgrades	Various Lake Projects	\$20K-150K/Proejct \$700K Total	FY09
Hydraulic Gate Repair & Painting	Two Lake Projects	\$500K-1.5M/Project \$1.5M-2M Total	FY09



Civil Works Opportunities FY09 – FY10

Project	Description	PA Range	Award Date
Harlan County	Gate Controls and & Bulkhead Repair	\$2M-4M	Jul 09
Long Branch	HVAC Upgrades	\$100K-200K	Jul 09
Recreation Facilities	Various Lake Projects	\$50K-250K/Project \$3-5M Total	FY09
Rathbun Lake	Dam Road Repair	\$1.5-2.5M	Jul 09
Pomme de Terre	Stilling Basin Repair	\$4-6M	Jul 09
Stockton Powerplant	Turbine Repairs various contracts for repair of turbine	\$1-16M	Jun-Oct 09



Civil Works Opportunities
FY09 – FY10

Project	Description	PA Range	Award Date
Missouri River Recovery	Ecosystem & Habitat	\$500K-5M	Pending
Turkey Creek	Walled Channel	\$5-10M	Fall 09
Soldier Creek Levee	Flood Erosion Repair	\$5-10M	Jun-Jul 09
FY09 River Structures	Rock Hauling/Placement	\$500K-1M	Jun 09
Truman Stilling Basin	Stilling Basin Underwater Concrete Overlay	\$1-5M	Spring 10



***Civil Works Opportunities
FY09 – FY10***

Project	Description	PA Range	Award Date
Rathbun Lake Shoreline	Shoreline Restoration	\$1M	Sep 09
Stranger Creek	Bank Protection of K-32 Highway	\$1M	Jun 09 (SAF)
Argosy Road Bridge	Streambank Protection Argosy Rd, Riverside, MO	\$500K -1M	Jul 10
Blue River Channel	53 rd to 63 rd Street, MO Possible DB	\$10-15M	Aug 10
Dodson Industrial Park	Phase 4	\$10-15M	Sep 10



US Army Corps of Engineers

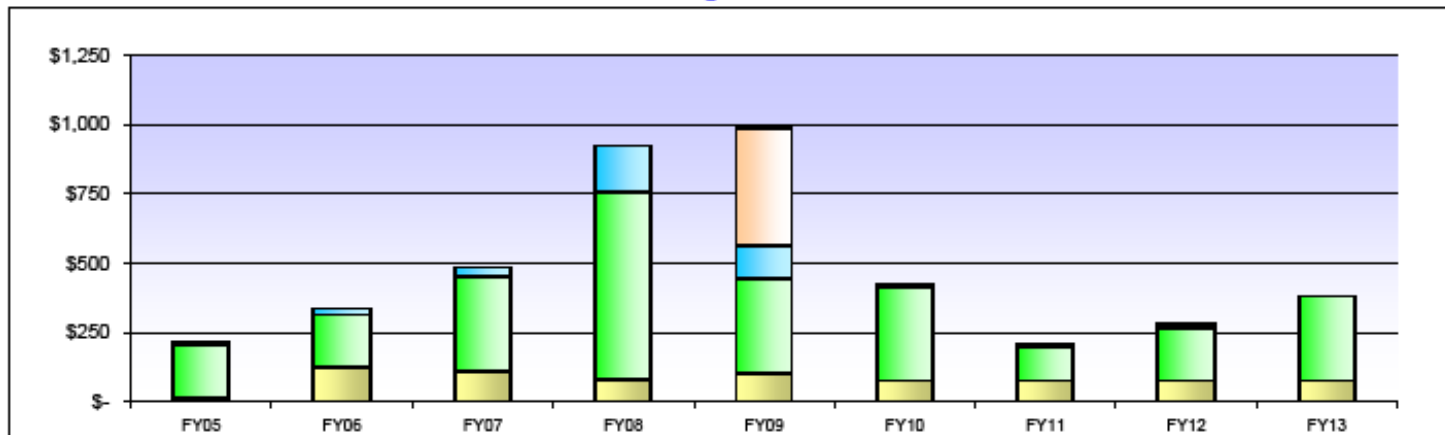
Kansas City District - Heartland Engineers



Military Program Trends

FY05 – FY13

NWK MILCON Program Trend Assessment



	Millions \$\$									
	FY05	FY06	FY07	FY08	FY09	FY10	FY11	FY12	FY13	
Air Force	\$ 8.0	\$ 22.9	\$ 33.0	\$ 166.8	\$ 121.7	\$ -	\$ -	\$ 19.6	\$ -	
Army (incl. BRAC)	\$ 193.5	\$ 191.6	\$ 344.2	\$ 681.5	\$ 338.7	\$ 340.3	\$ 123.8	\$ 187.4	\$ 306.0	
DOD/DLA	\$ -	\$ -	\$ -	\$ -	\$ 426.0	\$ 5.7	\$ 6.4	\$ -	\$ -	
OMA/OMAF	\$ 13.8	\$ 121.9	\$ 108.4	\$ 76.4	\$ 102.7	\$ 75.0	\$ 75.0	\$ 75.0	\$ 75.0	
Stimulus					\$ 212.6					
TOTALS	\$ 215.3	\$ 336.4	\$ 485.6	\$ 924.7	\$ 1,201.7	\$ 421.0	\$ 205.2	\$ 282.0	\$ 381.0	

NOTES: Army Program Based on FY09 PB & Program Objective Memorandum (POM) -FYDP FY10 -FY15
 Air Force Program Based on FYDP
 Program Size assumes consistent OMA/OMAF program of ~\$75M in FY10-13



Military Program ARRA FY09 Potential

- \$155.8M in Operations & Maintenance, Army and Air Force programs (OMA & OMAF – Including ARRA [Stimulus])
- Approx 40 Projects
- Range \$500K to \$20+M
- Existing A-E IDIQ contracts have sufficient capacity
- Most projects will be Small Business Set-A-Side



Military Acquisition Requirements

- **New Opportunities:**

- SB SATOC @ McConnell AFB (2 @ \$25M capacity). Advertised 5 Jun; Proposals due 4 Jun 09.
- SB SATOC @ Ft Riley (\$25M capacity). Advertised late May; Proposals due late Jun 09.
- SB MATOC @ Whiteman AFB (\$25/\$50M capacity). Advertised late May; Proposals due late Jun 09.
- Many SB set-a-side Open Competitions (Projects TBD)
- Few Unrestricted Open Competitions (Projects TBD)
- Check FedBizOps website (fbo.gov)

- **Existing Tools:**

- HUBZone MATOC (~\$166M capacity remaining)
- 8(a) MATOC (~\$49M capacity remaining)
- SB SATOC @ Ft Riley (~\$21M capacity remaining)
- 2 POCA's @ Ft Leonard Wood (~\$3.9M capacity remaining)
- 1 POCA @ Ft Riley (~\$3.1M capacity remaining)



Centers of Standardization

- **Huntsville Center (15)**
 - Physical Fitness
 - Outdoor Sports Facility
 - Child Development (2)
 - Youth Activity Centers
 - Consolidated Fire, Safety and Security Facility
 - Fire Station
 - Army Community Service Center
 - Bowling Center RFP
 - Hazard Material Storage
 - Close Combat Tactical Trainer
 - Mil. Ops. Urban Terrain Facility
 - Training Ranges
 - Battle Cmd Training Ctr.
 - Training Support Ctr.
 - Medical Facilities
- **Louisville District/LRD (2)**
 - Army Reserve Centers
 - Operational Readiness Training Complex
- **Norfolk District/NAD (7)**
 - General Instructional Facility
 - Classroom 21
 - Enlisted personnel Dining Facility
 - Mil. Entrance Processing Stations
 - Family Housing RFP
 - Information Systems Facility
 - Criminal Investigation Facility
- **Omaha District/NWD (2)**
 - Religious Facilities
 - Access Control Points



Centers of Standardization

- **Mobile District/SAD (2)**
 - Aviation – Vertical Construction
 - 4 Star HQ Facility
- **Savannah District/SAD (6)**
 - Company Operations Facility
 - Tactical Equipment Maintenance
 - Brigade Operations Complex
 - Brigade/ Battalion HQ: Admin
 - Cmd./Control : UEy and Corps (UEx) HQ: Admin/Operations
 - Deployment Facility
- **Fort Worth District/SWD (5)**
 - Unaccompanied Enlisted Personnel Housing
 - Basic Combat Training Complex/One Station Unit Trainee
 - Advanced individual Training Complex
 - General Purpose Warehouse
 - Central Issue Warehouse
- **Honolulu District/POD (2)**
 - Unaccompanied Officers Quarters
 - Transient Officers Quarters



HTRW Forecast

- Trends

- Superfund funding consistent – workload predictable
- Superfund over-extended with Remedial Actions (RAs), reduced “pipe-line” and “new start” assignments
- Superfund cost estimates receiving heavy focus by EPA
- Environmental Quality (EQ) requirements & funding unpredictable
 - difficult to anticipate required resources
- Formerly Used Defense Sites (FUDS) HTRW funding consistent
- Formerly Used Sites Remedial Action Program (FUSRAP) \$60M for Kansas City District and New York District
- FUSRAP projects moving to RA, reducing requirements for technical support

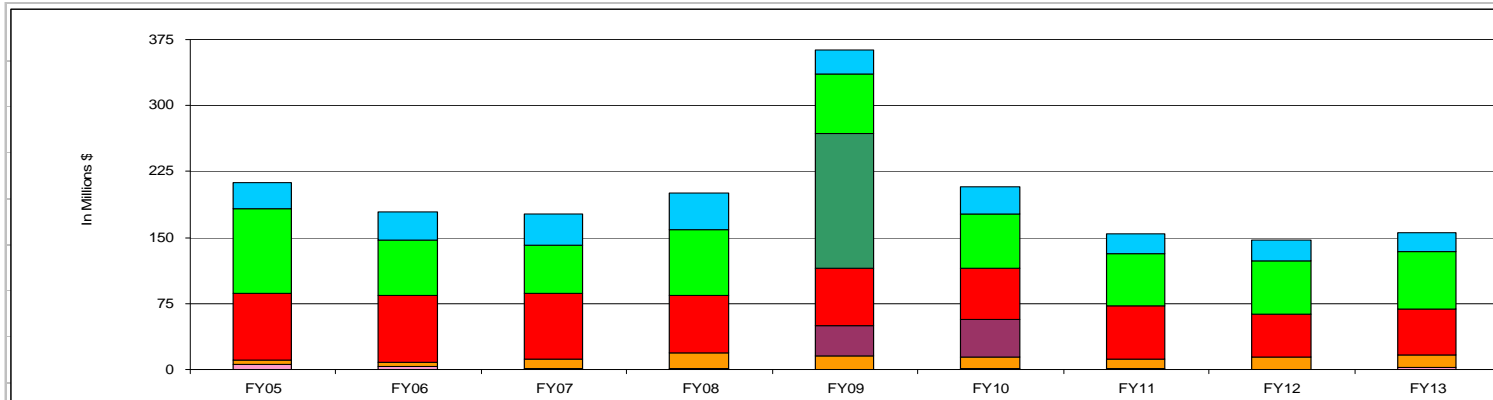


US Army Corps of Engineers

Kansas City District - Heartland Engineers



HTRW Program Trends



	Millions \$\$								
	FY05	FY06	FY07	FY08	FY09	FY10	FY11	FY12	FY13
DERP (FUDS/IRP/AF)	\$ 30.2	\$ 32.6	\$ 35.5	\$ 41.7	\$ 27.5	\$ 30.4	\$ 23.2	\$ 23.7	\$ 20.9
SUPERFUND	\$ 96.0	\$ 62.9	\$ 55.4	\$ 74.8	\$ 67.9	\$ 62.3	\$ 58.7	\$ 59.9	\$ 66.2
Superfund Stimulus					\$ 153.4	\$ -			
FUSRAP	\$ 76.5	\$ 75.3	\$ 74.0	\$ 65.3	\$ 65.2	\$ 57.7	\$ 61.2	\$ 48.6	\$ 52.0
FUSRAP Stimulus					\$ 34.0	\$ 43.0			
EQ	\$ 4.0	\$ 4.9	\$ 11.4	\$ 18.1	\$ 15.2	\$ 13.1	\$ 10.2	\$ 14.2	\$ 14.4
ENV IIS	\$ 6.1	\$ 3.5	\$ 1.0	\$ 0.8	\$ 0.5	\$ 1.2	\$ 1.5	\$ 0.5	\$ 2.0
Baseline TOTALS	\$ 212.8	\$ 179.2	\$ 177.3	\$ 200.7	\$ 176.3	\$ 164.7	\$ 154.8	\$ 146.9	\$ 155.5
TOTAL w/Stimulus	\$ 212.8	\$ 179.2	\$ 177.3	\$ 200.7	\$ 363.7	\$ 207.7	\$ 154.8	\$ 146.9	\$ 155.5

Note: Economic Stimulus workload is still in draft stages and will be updated based on customer requirements.



HTRW ARRA FY09 – FY10

- **Superfund: \$150M for EPA Region 2 RAs**
 - \$130M in FY09 to existing PRACs (ECC, Cape, Severson, Conti)
 - ~\$50M in FY10 to new PRACs (Jun 09 solicitation)
- **FUSRAP: \$100M nationwide**
 - \$80M in FY09 & 10 in support of NY and St. Louis Districts
 - \$55M in FY09 to SSERC (Shaw)



HTRW Acquisition Requirements

- **Radioactive Waste Disposal**
 - \$550M: \$400M NRC regulated, \$150M NRC non-regulated
 - Award by 4th Qtr FY09
- **Pre-placed Remedial Action Contracts (PRACs)**
 - \$700M: \$300M unrestricted, \$340M SB, \$20M 8a, \$20M SDVOSB, and \$20M HUBZONE.
 - Award 1st quarter FY10
- **EQ Contracts**
 - \$20 M: IDIQ services contracts (one 8(a), one SDVOSB, one SB)
 - Award 4th quarter FY09
- **Kansas Army Ammunition Plant**
 - \$50M site specific SB IDIQ
 - BRAC mandates local preference considered for contracts at BRAC Installations
 - Award 4th quarter FY09
- **Former Griffiss Air Force Base**
 - \$8M full and open, site-specific IDIQ
 - BRAC local preference mandates apply
 - Award 3rd quarter FY09



US Army Corps of Engineers

Kansas City District - Heartland Engineers



COL Roger Wilson, Jr.
District Engineer
816-389-3201

Arthur Saulsberry
Deputy for Small Business
816-389-3927



Steve Iverson
Deputy for Project Management
816-389-3210

www.nwk.usace.army.mil



Project and Program Management Branch Chiefs

- David L. Combs, Chief Planning 816-389-3157
- John D. Holm, Chief Civil Works 816-389-3111
- Kelly B. Miller, Acting Chief Military 816-389-3317
- Scott E. Young, Chief HTRW 816-389-3589



US Army Corps of Engineers

Kansas City District - Heartland Engineers



Doing Business with the Kansas City District Corps of Engineers

Baker's Dozen of helpful websites

1. Northwestern Division Corps of Engineers www.nwd.usace.army.mil
2. Kansas City District, Corps of Engineers www.nwk.usace.army.mil
3. Is your business "small?" www.naics.com
4. Market research to locate opportunities: www.FedBizOpps.gov
5. Procurement Technical Assistance Centers: <http://www.dla.mil/db/procurem.htm>
6. Market research and registration: www.ccr.gov
7. Opportunities as a subcontractor: <http://web.sba.gov/subnet/>
8. Army resources: www.sellingtoarmy.info
9. 52.204-11 – Reporting Requirements ARRA: <http://farsite.hill.af.mil/vffara.htm>
10. Procurement Technical Assistance Centers: www.dla.mil/db/procurem.htm
11. A Guide to Winning Federal Contracts: www.sba.gov/training
12. Opening Doors to Federal Contracting Opportunities: www.sba.gov/openingdoors
13. Assistance is obtaining federal contracts: <http://www.osdbu.gov/offices.html>



US Army Corps of Engineers
Kansas City District - Heartland Engineers



Questions?

